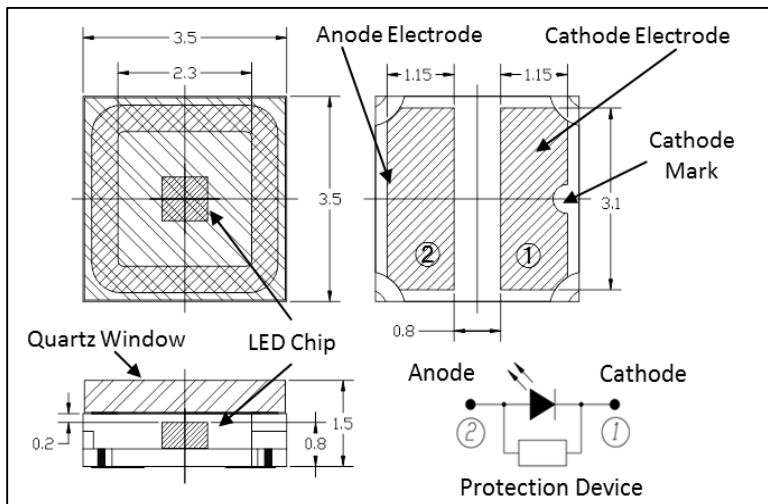


MODEL YL-P3535F-xxxnM(D1) series

3.5 x 3.5mm Metal Sealed SMD Flat Top Type

Mechanical Specifications and Materials (Unit: mm)



Typical Optical-Electrical Characteristics ($I_F=100\text{mA}$, $T_a=25^\circ\text{C}$)

Item	Symbol	Unit	265nm			275nm			280nm		
			Min	Typ	Max	Min	Typ	Max	Min	Typ	Max
Peak Wavelength(*)	λ_p	nm	260	265	270	270	275	280	275	280	285
Radiant Flux(**)	P_o	mW	3	5	10	7	12	18	7	12	18
Full Width at Half Maximum	$\Delta\lambda$	nm	-	11	-	-	11	-	-	11	-
Forward voltage	V_F	V	-	5.2	-	-	5.2	-	-	5.2	-
Viewing Half Angle	$2\theta_{1/2}$	deg.	-	120	-	-	120	-	-	120	-
Thermal Resistance(***)	R_{th}	K/W	-	20	-	-	20	-	-	20	-

Item	Symbol	Unit	308nm			325nm			340nm		
			Min	Typ	Max	Min	Typ	Max	Min	Typ	Max
Peak Wavelength(*)	λ_p	nm	303	308	313	320	325	330	335	340	345
Radiant Flux(**)	P_o	mW	7	12	18	7	12	18	7	12	18
Full Width at Half Maximum	$\Delta\lambda$	nm	-	15	-	-	13	-	-	9	-
Forward voltage	V_F	V	-	5.3	-	-	4.7	-	-	4.5	-
Viewing Half Angle	$2\theta_{1/2}$	deg.	-	120	-	-	120	-	-	120	-
Thermal Resistance(***)	R_{th}	K/W	-	20	-	-	20	-	-	20	-

(*)Peak Wavelength Measurement tolerance is $\pm 3\text{nm}$.

(**)Radiant Flux Measurement tolerance is $\pm 10\%$.

(***)Junction-ambient

Binning is available.

Specification and dimension are subject to change for improvement without notice.

WARNING

- LEDs emit very strong UV radiation.
- Do not look at the LED light with the naked eye or irradiate the skin. UV radiation can harm your eyes and skin.
- To prevent UV radiation exposure, wear protective eyewear and protective equipment.
- If LEDs are embedded in devices, please indicate warning labels against the UV light LED used.
- Keep out of reach of children.
- Specification and dimension are subject to change for improvement without notice.

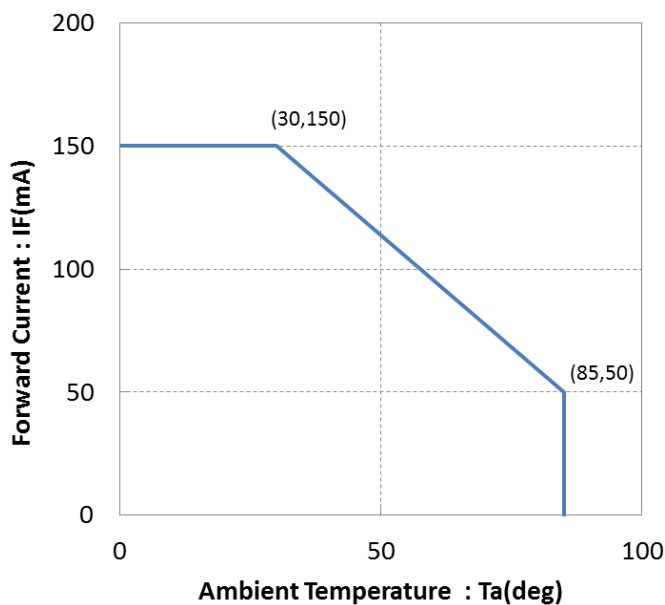
MODEL YL-P3535F-xxxnM(D1) series

3.5 x 3.5mm Metal Sealed SMD Flat Top Type

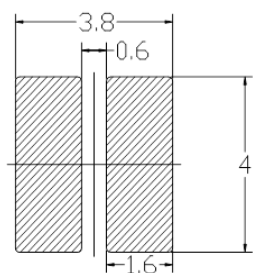
Absolute Maximum Ratings

Item	Symbol	Unit	Value
Forward Current	IF	mA	150
Junction Temperature	T _J	°C	90
Operating Temperature	T _{OPR}	°C	-30 ~ +85
Storage Temperature	T _{STR}	°C	-40 ~ +85 (No condensation)

Derating Curve

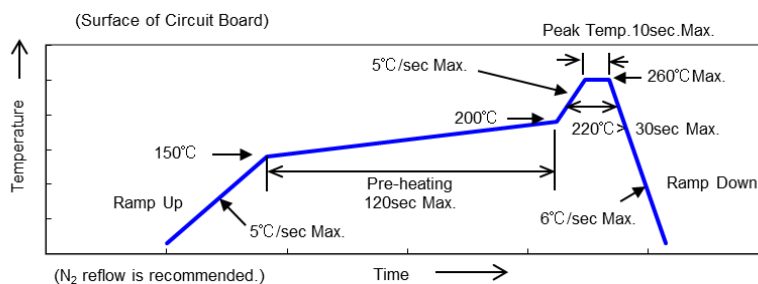


Recommended solder pad



Unit : mm

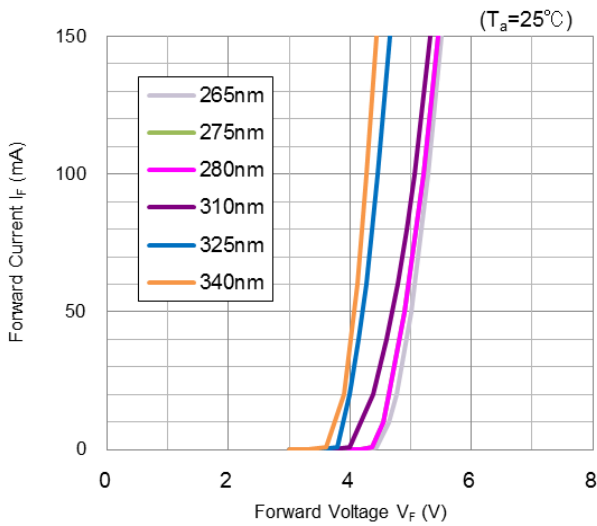
Reflow soldering profile



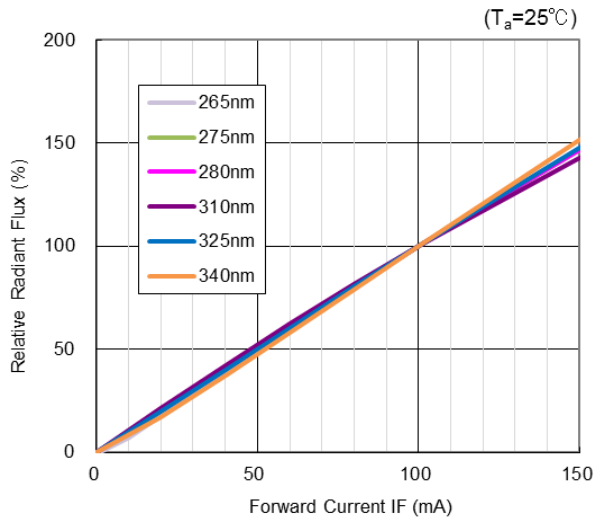
MODEL YL-P3535F-xxxnM(D1) series 3.5 x 3.5mm Metal Sealed SMD Flat Top Type

Reference Data

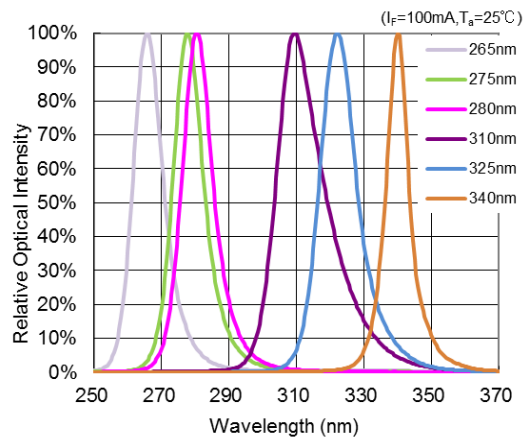
Forward Voltage vs Forward Current



Forward Current vs Radiant Flux



Wavelength vs Relative Optical Intensity



Radiation Pattern

