


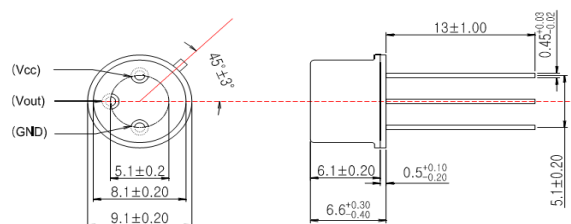
## UV Sensor Module YL-Φ9T05F-UVCS(A)

- Features**
- Single Supply Voltage Operation
  - Amplified Voltage Output
  - High Sensitivity and Good Solar Blindness
  - Small and Compact Size



- Applications**
- Pure UV-C Monitoring
  - Sterilization Lamp Monitoring

**Outline Diagrams and Dimensions(unit:mm)**



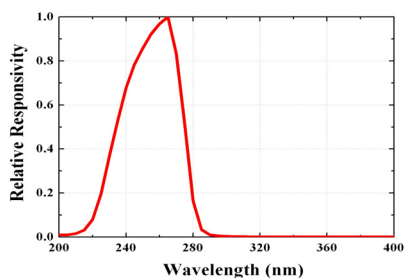
**Absolute Maximum Ratings**

Parameter	Symbol	Min.	Max.	Unit	Remark
Storage Temperature	T <sub>st</sub>	-40	90	°C	
Operating Temperature	T <sub>op</sub>	-30	85	°C	
Supply Voltage	V <sub>cc</sub>		5.5	V	
Soldering Temperature	T <sub>sol</sub>		260	°C	within 10 sec.

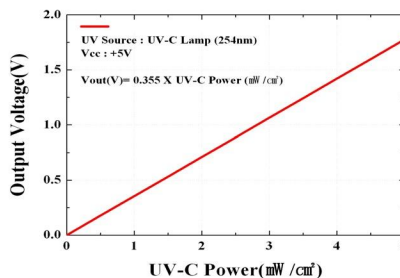
**Characteristics (at 25°C)**

Parameter	Symbol	Min.	Typ.	Max.	Unit	Remark
Supply Voltage	V <sub>cc</sub>	1.8		5.5	V	DC
Supply Current	I <sub>Q</sub>		50		μA	
Responsivity	R <sub>p</sub>		0.6		mV/nW	at 254 nm
Spectral Detection Range	λ	220		280	nm	10% of R <sub>p</sub>
Output Voltage	V <sub>out</sub>		0.355		V	1 mW/cm <sup>2</sup>
Offset Voltage	V <sub>off</sub>		0.01		V	
Detection Power Range	P	0		14.1	mW/cm <sup>2</sup>	V <sub>cc</sub> =5V
Rising Time	T <sub>r</sub>		3		ms	

**Responsivity Curve**



**Output Voltage along UV Power**



**Caution** ESD can damage the device hence please avoid ESD.