

**FEATURES AND APPLICATIONS**

- Low UVA wavelength, highly consistent
- HVPE epitaxy process, patent protected, unique in the industry
- UV lamps for industrial curing applications and medical/biomedical uses

**SPECIFICATIONS**

**Absolute Maximum Rating (Ta = 25°C)**

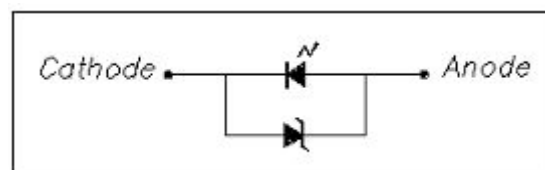
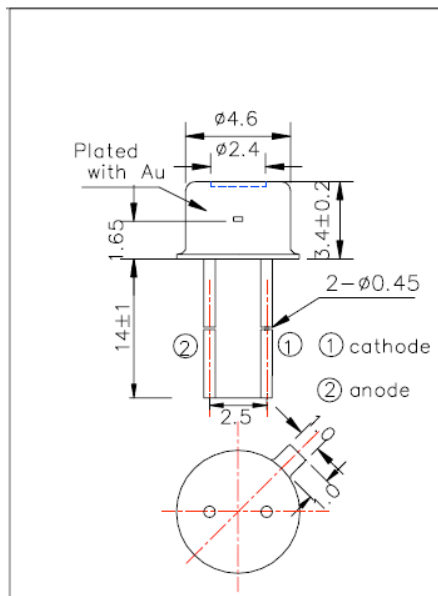
Item	Symbol	Maximum Rating	Unit
DC Forward Current	$I_f$	30	mA
Pulse Forward Current*	$I_{fp}$	80	mA
Reverse Current	$I_{Rz}$	200	mA
Operating Temperature	$T_{opr}$	-20 to +80	°C
Storage Temperature	$T_{stg}$	-40 to +100	°C

\*Condition: Duty Cycle: 1/10, Pulse Width: 10msec

**Optical and Electrical Characteristics (Ta = 25°C)**

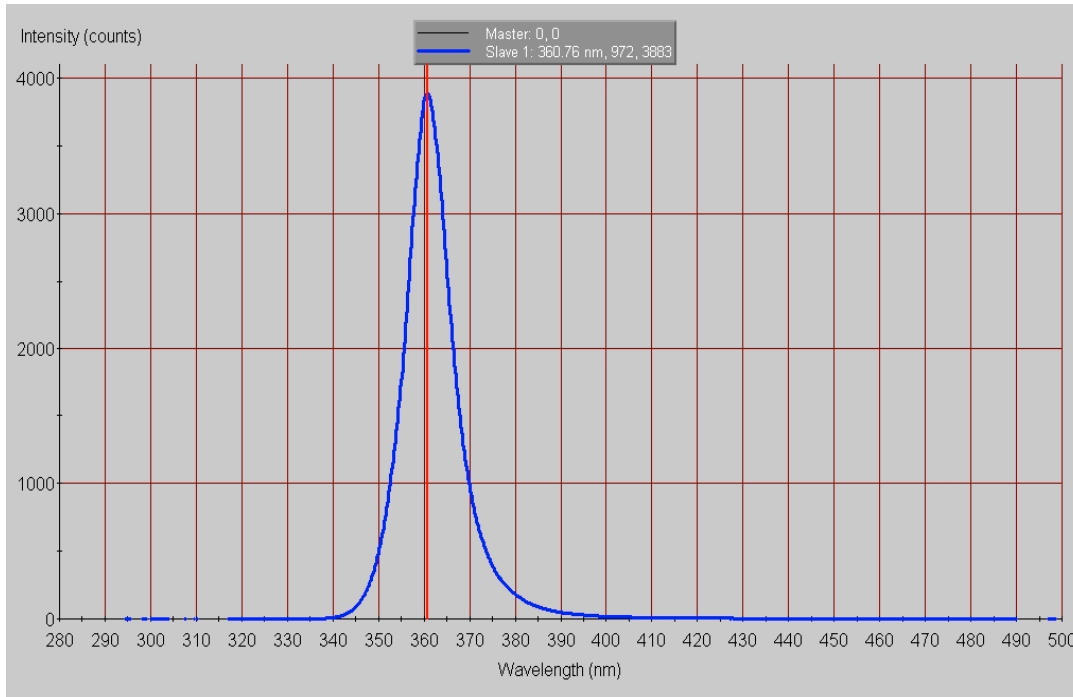
Item	Symbol	Condition	Min	Typ.	Max	unit
Forward Voltage	$V_f$	$I_f=20mA$	3.6	4.3	5.0	V
Reverse Voltage	$V_{Rz}$	$I_R=5mA$	0.7	0.9	1.5	V
Peak Wavelength	$\lambda_p$	$I_f=20mA$	360	361	363	nm
Viewing Angle		$I_f=20mA$	-	90	-	deg.
Output Power/Flux	$P_o$	$I_f=20mA$	200	400	700	$\mu W$

**LED Dimensions (typical)**



- TO-18 stem type mount
- Glass window
- 45° viewing half angle
- Covered and hermetically sealed
- Zener diode protection

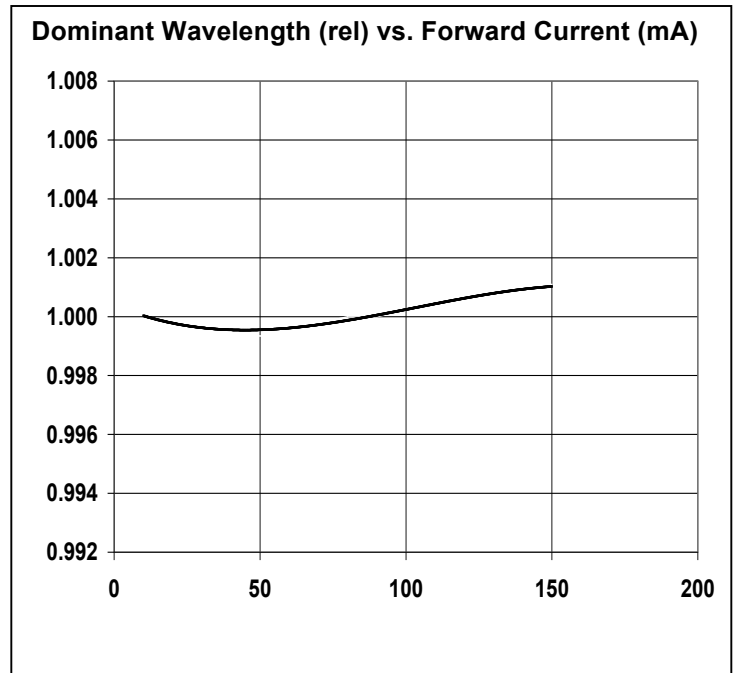
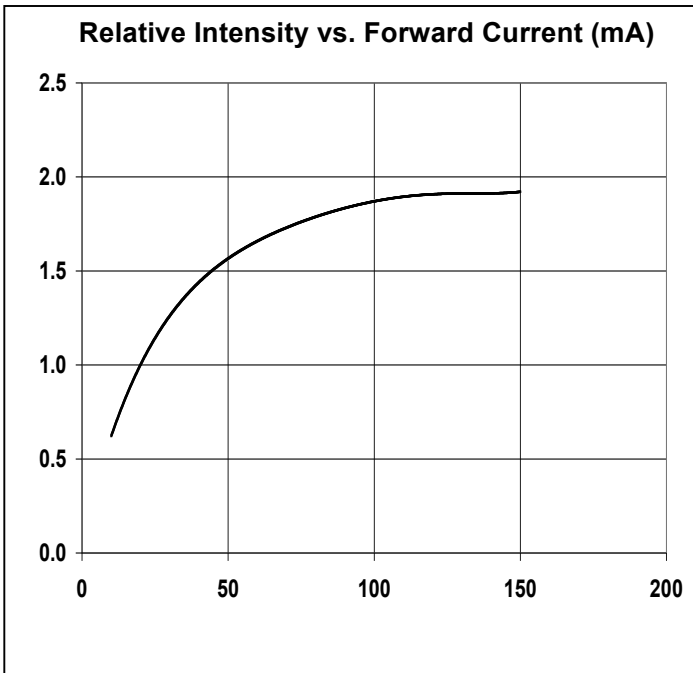
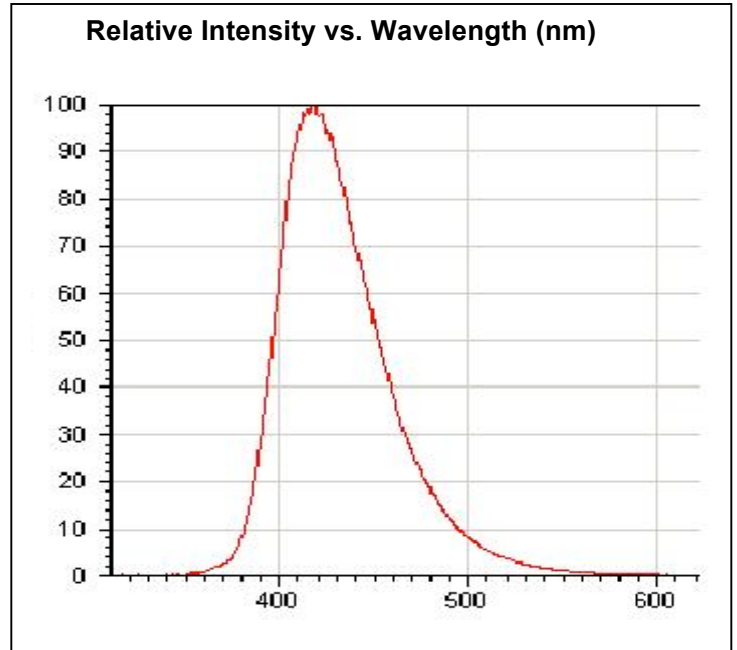
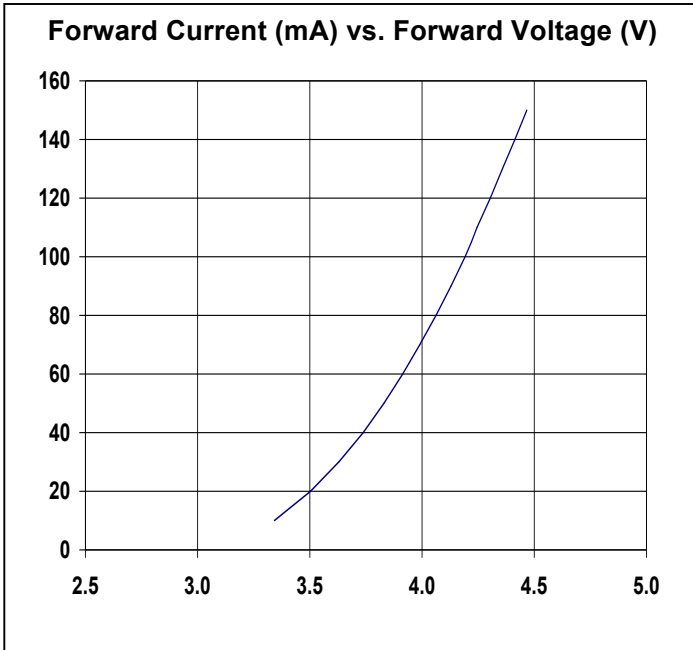
## Typical Spectrum



## Warnings and Handling Instructions

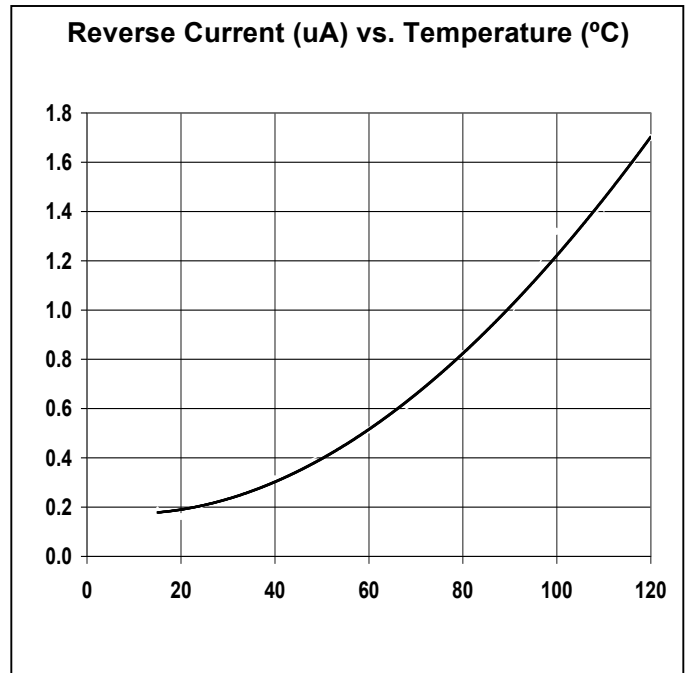
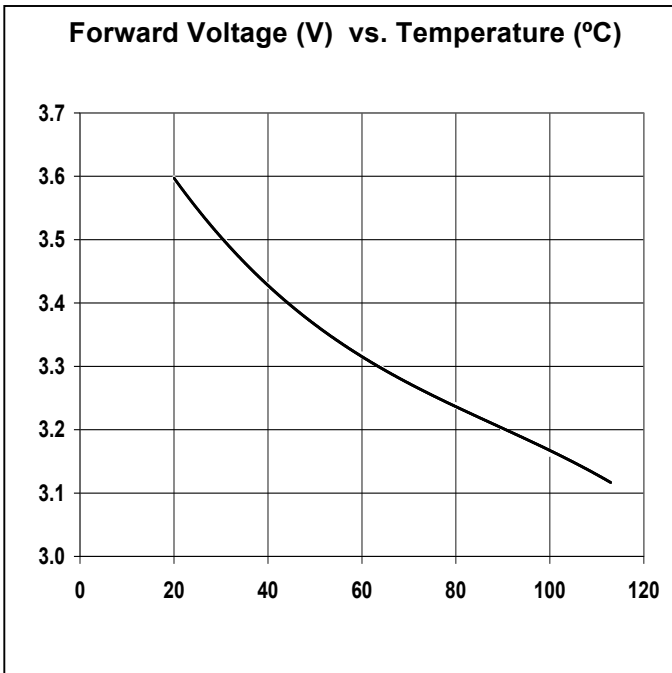
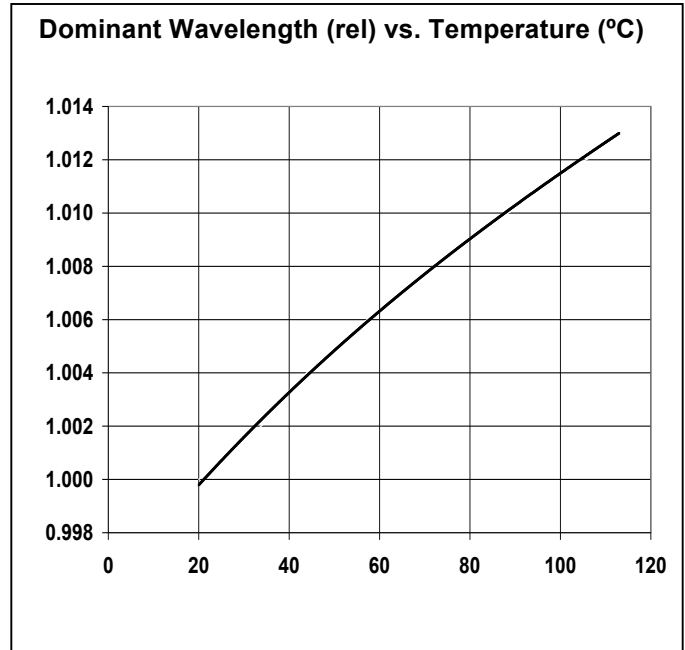
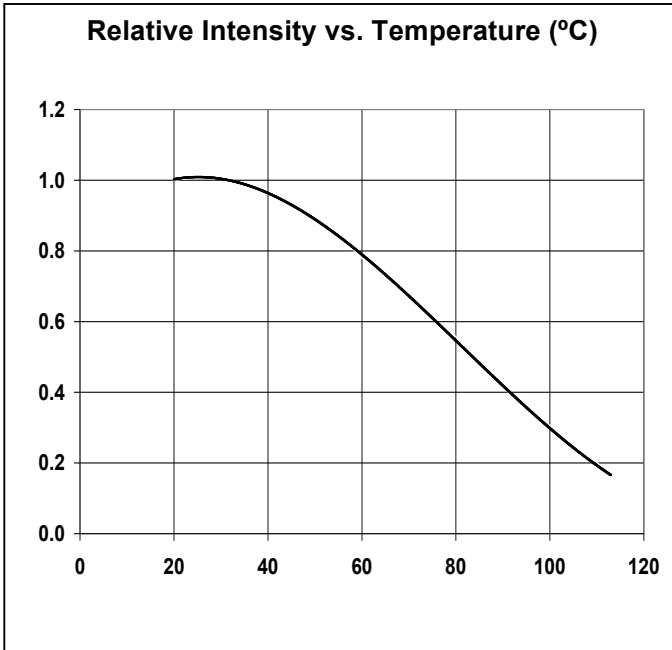
- **UV LEDs emit intense but mainly invisible ultraviolet radiation when in operation, which may be harmful to eyes, even for brief periods.**
- **\* DO NOT LOOK DIRECTLY INTO THE UV LED DURING OPERATION \***
- **\* BE SURE THAT YOU AND ALL PERSONS IN THE VICINITY WEAR SAFETY GOGGLES THAT PROVIDE SUITABLE UV PROTECTION WHEN A UV LED IS OPERATING \***
- **\* KEEP CHILDREN AWAY FROM THE OPERATING VICINITY \***
- **\* KEEP UV LEDs OUT OF THE REACH OF CHILDREN \***
- **If you incorporate a UV LED into a product, be sure to provide appropriate cautionary labels and instructions.**
- **Please follow all standard procedures for storing, handling, cleaning, mounting, soldering, disposal, or otherwise handling LED dies or packaged LEDs, including static electricity protection.**

## Typical Electrical and Optical Characteristics Curves



*These are typical measurements, representative of specific production lots; actual curves may vary.*

## Typical Electrical and Optical Characteristics Curves



*These are typical measurements, representative of specific production lots; actual curves may vary.*