

UV-A Sensor

GUVA-T11GD-L



Features

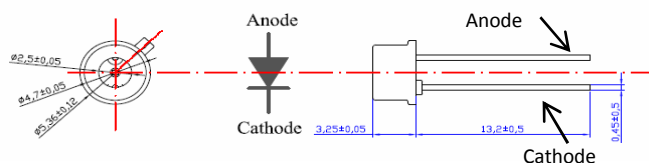
- Gallium Nitride Based Material
- Schottky-type Photodiode
- Photovoltaic Mode Operation
- Good Visible Blindness
- High Responsivity & Low Dark Current



Applications

- Full UV Band Monitoring
- UV-A Lamp Monitoring

Outline Diagrams and Dimensions



Absolute Maximum Ratings

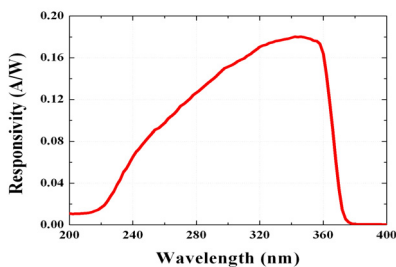
Parameter	Symbol	Min.	Max.	Unit	Remark
Storage Temperature	T _{st}	-40	90	°C	
Operating Temperature	T _{op}	-30	85	°C	
Reverse Voltage	V _{r, max.}		5	V	
Forward Current	I _{f, max.}		1	mA	
Optical Source Power Range	P _{opt}	0.01μ	100m	W/cm ²	UVA Lamp
Soldering Temperature	T _{sol}		260	°C	within 10 sec.

※Notice: apply to us in the case that Optical Source Power is over 100mW/cm²

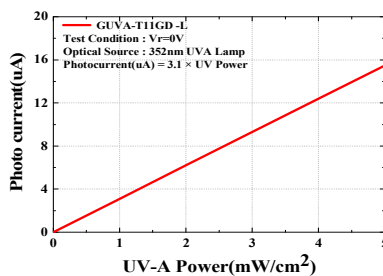
Characteristics (at 25°C)

Parameter	Symbol	Min.	Typ.	Max.	Unit	Test Conditions
Dark Current	I _d			20	nA	V _r = 0.1 V
Photo Current	I _{ph}	2.8	3.1	3.4	μA	UVA Lamp, 1mW/cm ²
Temperature Coefficient	I _{tc}		0.05		%/°C	UVA Lamp
Responsivity	R		0.18		A/W	λ = 350 nm, V _r = 0 V
Spectral Detection Range	λ	220		370	nm	10% of R
Active area			1.536		mm ²	

Responsivity Curve



Photocurrent along UV Power



Caution

ESD can damage the device hence please avoid ESD. Insulate the cap of TO-CAN or it can cause malfunction of the device.